

Irradiance Report

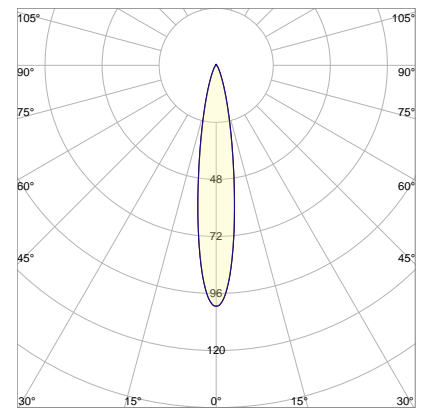
Print date: 7/8/2021

Measurement Details	
Measurement Date, Time and Serial No.	7/8/2021 12:35

Laboratory and Equipment		
Laboratory Owner and Location	Viso Systems for Absolve Solutions	Los Angeles, CA
Spectrogoniometer System and Type	LabSpion	Type C, horizontal
Sensor Name and Serial No.	LabSensor Model2	345831146
Spectrometer Manufacturer and Model	Ibsen Photonics, Denmark	Freedom VIS (Custom Viso)
Flicker Meter Type	LabFlicker	

Measurement Conditions

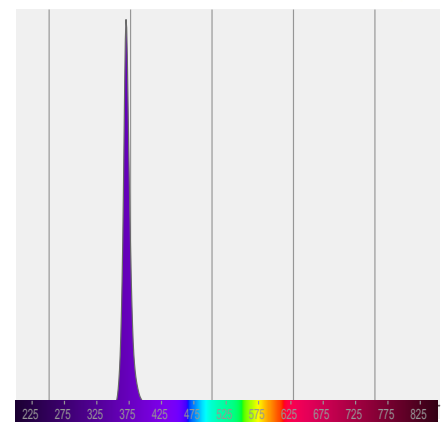
Measurement Conditions		
Number of C-planes Measured and Resolution	72 planes	5.0°
γ (gamma) -resolution	0.50°	
Input Power to the Source and Power Factor	84.9 W	PF = 0.99
Input RMS Voltage and Current to the Source	119.7 V	0.717 A
Frequency of Input Power	60.0 Hz	



Tested Source	
Product Name	Prisma Wash 25
Test	UV 36 Plane
Manufacturer	Magmatic
Product Description	



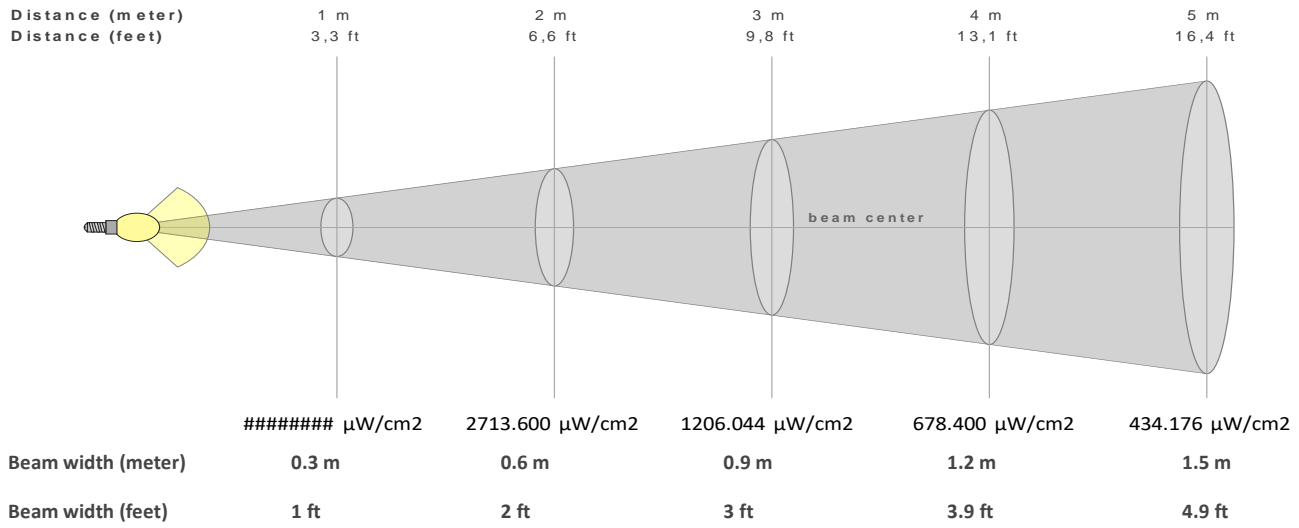
Main Measurement Results	
Output – Total UV flux, 200 nm - 850 nm	16793.81 mW
UVA 320 nm – 400 nm	18002.56 mW
UVB 290 nm – 320 nm	3.48 mW
UVC 200 nm – 290 nm	31.29 mW
VIS-IR: 400 nm – 850 nm	-1239.48 mW
Efficacy (Radiated power/lamp power)	19.782 %
Peak Emission Wavelength (λ_p)	368 nm
Dominant Wavelength (λ_d)	490 nm
Peak Irradiance (distance 1 m)	10125.60 $\mu\text{W}/\text{cm}^2$
Peak UV Irradiance at 254 nm (distance 1 m)	2.46 $\mu\text{W}/\text{cm}^2$
Beam angle (50%)	17 °



Irradiance Report

Print date: 7/8/2021

UVA 320-400nm



Beam intensities from 1-10m ($\mu\text{W}/\text{cm}^2$)

1m	2m	3m	4m	5m	6m	7m	8m	9m	10m
3.3ft	6.6ft	9.8ft	13.1ft	16.4ft	19.7ft	23ft	26.2ft	29.5ft	32.8ft
18.86329	4.7158225	2.0959211	2.0959211	1.1789556	0.7545316	0.5239803	0.3849651	0.2947389	0.2328801

Beam angle 50%	Field angle 10%	Cutoff angle 2.5%	Intensity ratio in 120° cone	Intensity ratio in 90° cone
17.14375546	38.38923824	60.88014	0.958787234	0.917123198

Iso Diagram

