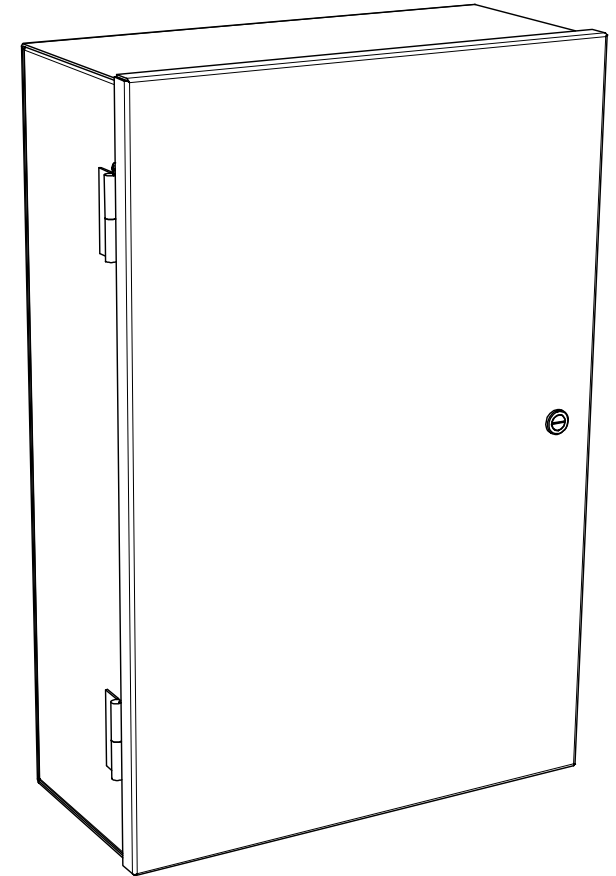
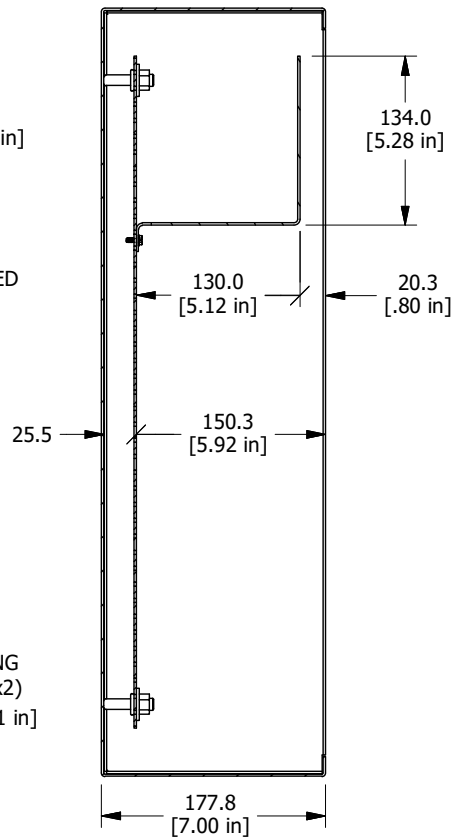
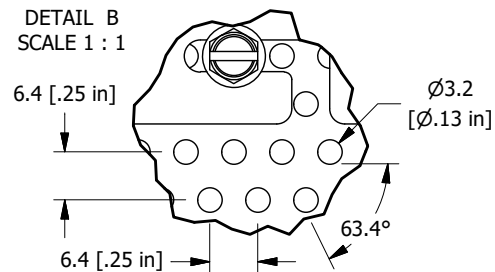


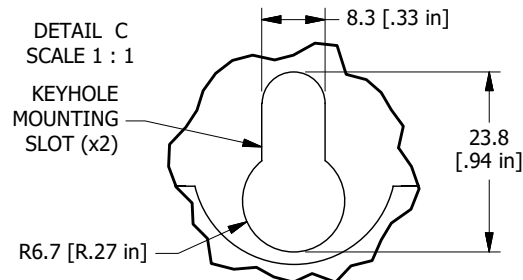
SECTION A-A
SCALE 1 / 6



DETAIL B
SCALE 1 : 1



DETAIL C
SCALE 1 : 1



SPECIFICATIONS

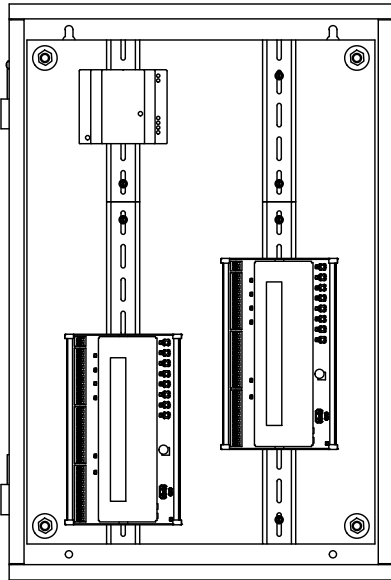
- NEMA Type 1 Surface Mount Enclosure
- Material: 14 Ga. steel, formed and spot welded
- Formed steel cover closes using slotted quarter turn latch
- Finish: Grey powder coating, ANSI 61
- DIN Rail Capacity:
Vertical: 2 x 535mm (21.0"), Horizontal: 4 x 370mm (14.5")
- DIN Rails and mounting screws included
- Weight: 18.5 kgs (43 lbs)

TITLE NEMA Type 1 Enclosure, 24x16"		SCALE 1 / 6	PROJECTION First Angle	UNITS	DATE 6/5/2017
DOC NO. D1003	PART NO. DE-2416	REV A	SIZE A	SHEET 1 OF 2	CREATED BY George Dejmal

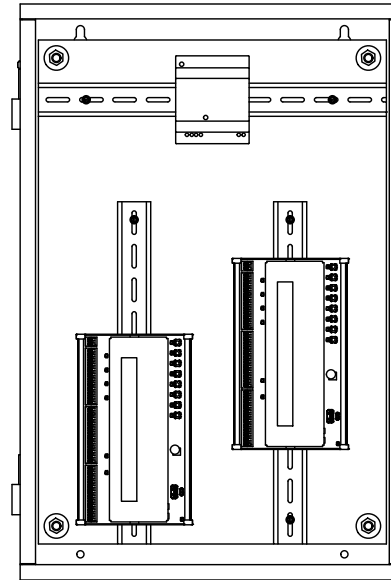
**Interactive
TECHNOLOGIES**

Interactive Technologies, Inc.
5295 Lake Pointe Center Drive, Suite 100
Cumming, GA 30041
Phone: 678-455-9019
www.interactive-online.com

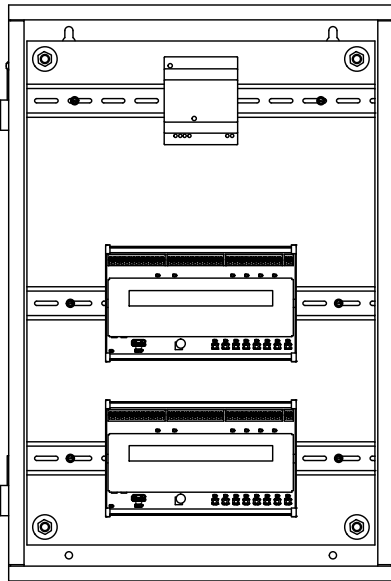
DIN Rail Configuration Examples



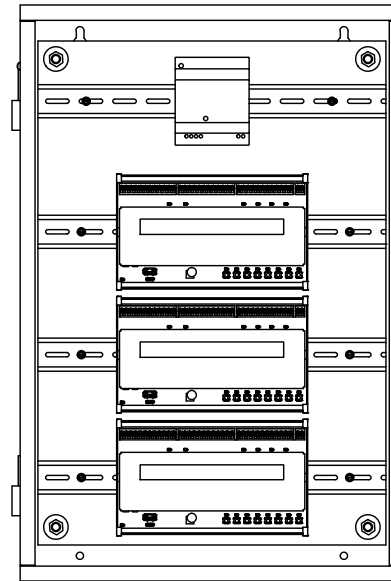
Example 1:
 - 2 x 21.0" vertical DIN Rails
 - pictured with DIN Power Supply
 and (x2) CueServer CS-940



Example 2:
 - 1 x 14.5" horizontal DIN Rail
 - 2 x 14.5" vertical DIN Rails
 - pictured with DIN Power Supply
 and (x2) CueServer CS-940



Example 3:
 - 3 x 14.5" horizontal DIN Rails
 - pictured with DIN Power Supply
 and (x2) CueServer CS-940



Example 4:
 - 4 x 14.5" horizontal DIN Rails
 - pictured with DIN Power Supply
 and (x3) CueServer CS-940

TITLE
NEMA Type 1 Enclosure, 24x16"

DOC NO. D1003 PART NO. DE-2416

SCALE
 1 / 8

REV
A

PROJECTION
 First Angle

SIZE
A

UNITS
 MM

SHEET
 2 OF 2

DATE
 6/5/2017

CREATED BY
 George Dejmal

**Interactive
 TECHNOLOGIES**

Interactive Technologies, Inc.
 5295 Lake Pointe Center Drive, Suite 100
 Cumming, GA 30041
 Phone: 678-455-9019
 www.interactive-online.com