



GENERAL INFORMATION

CueSystem is a highly flexible cue light system using dedicated hardware and software along with standard Ethernet protocols to control a network of outstations. This highly-customizable backstage communication network provides an immediate visual communication system complete with advanced features such as text based cue information and outstation acknowledgement providing peace of mind in show critical applications.

Each outstation is equipped with an information screen and two signal lights. When the red “standby” light is illuminated, it can double as a feedback button, allowing operators to confirm that they are in place and ready. For more complex shows, a dedicated PC software application provides familiar cue recording and playback functionality that can be uploaded to a dedicated rack-mount or desktop playback unit. Prefer a hands-on approach? CueSpiders can also be operated manually or on the fly via the desktop or rack-mount desks, available in 4-, 8- and 12-way configurations.

APPLICATIONS

- Professional theaters
- Touring productions
- School auditoriums/theaters
- Community theaters
- Houses of worship
- TV studios

FEATURES


- Available in 19” Rackmount or Desktop configurations
- Standard Ethernet connectivity
- Large, illuminated buttons for operation in low light conditions
- Convection cooled product for silent auditorium use
- Operate channels individually or as preset groups
- Master control buttons on left and right of panel for convenient use by left or right handed operators
- Seamlessly works in real-time with PC application for additional live monitoring, patching and recording/playback of cues

ORDERING INFORMATION


CueSystem 12 Channel Desk

| MODEL | DESCRIPTION |
|----------|-------------------------------------|
| CSN12WCR | CueSystem 12 Channel Desk Rackmount |
| CSN12WCD | CueSystem 12 Channel Desk Desktop |

The CueSystem PC Application is downloadable free of charge from the ETC Web site. Visit www.etcconnect.com/cuesystem to download the installer.



CUESYSTEM SYSTEM DIAGRAM



SPECIFICATIONS

ALL CUESYSTEM USER OPTIONS, PATCHING, RECORDING AND PLAYBACK FEATURES ARE CONFIGURED LIVE USING THE CUESYSTEM PC APPLICATION AVAILABLE FOR DOWNLOAD FROM WWW.ETCCONNECT.COM/CUESYSTEM

GENERAL

- Independent operation of outstations from either desk or PC software. PC may be present or not with no effect on system operation
- Show files and setting reside on the controller but can be saved as a local Windows file via PC software
- Red button provides standby warning - may be user configured to flash or come on solid. When using flashing option, red light on outstation may be pressed making it go solid on both the outstation and desk providing visual 'ready' indication to stage manager
- Yellow button provides simple preset of multiple channels for single button master GO. When used in conjunction with a playback unit, yellow button also doubles as an inhibit, preventing the channel from advancing to GO in the event of a safety concern
- Green buttons provide GO indication and may be controlled individually or as a group by using the yellow presets

DISPLAY SCREENS – PATCH

- Shows a simple view of all connected devices complete with IP address and local patch ID
- Free text title entry allows each channel to have a friendly name which is displayed on the PC virtual desk display and in the OLED display of a connected outstation
- Simple point and click patching of a desk channel to 1 or more outstations
- Realtime status report provides instant notification if a device is offline
- Identify function provides simple method of physically locating an outstation

DISPLAY SCREENS – DEVICE DISCOVERY

- Device discovery utility operates by listening to UDP pings from connected equipment meaning it is not necessary to know the current IP address of a device
- Simple auto-populating list provide convenient point-and-click access to connected devices
- Provides ability to remotely configure the IP address of a connected device
- Firmware update tool provides simple mechanism for checking and updating all connected network devices to latest firmware version

DISPLAY SCREENS – OVERVIEW

- On-board system overview allows user to import any JPEG or PNG image file as a background similar to a lighting console magic sheet
- Simple drag and drop placement of icons allows user to place a graphical representation of connected outstations over imported image for easier reference
- Outstation graphics provide real-time reporting of current status for easy system monitoring

SPECIFICATIONS

DISPLAY SCREENS – PROGRAM

- Multiple desks may be added to the system providing simple method of partitioning outstations if required
- Cue list entry with free text naming of cues allows stage manager to use custom references
- Ability to insert and delete a cue
- Cue list re-number function
- No forced behavioural entry - user is free to program any combination of channels of cue light colors
- Real-time updating to main show file
- 'Live' playback mode provides simple, clutter-free display of cue list, current and next cue along with large 'GO' and 'BACK' buttons
- Blind preview of any cue in list

DISPLAY SCREENS – USER OPTIONS

- Configurable start up behavior including auto-connect to hardware desk
- User selectable outstation behavior allows red standby light to be flashing or solid
- User selectable GO button behavior between latching, momentary or dual function

WINDOWS PC MINIMUM REQUIREMENTS

- Pentium P4 or higher processor (inc AMD and other manufacturer's equivalents)
- 2 GHz CPU clock or higher
- 1 GB RAM or higher
- Minimum 1 x RJ45 Ethernet port
- 10/100Mbps Network Interface Card or better
- Video output with 1024 x 764 display resolution or higher
- Video in 16 bit color or higher
- Windows 7, 8 or 10 operating system
- Microsoft .NET framework 3.5 or newer (installer will download if not present)

PHYSICAL

Product Dimensions

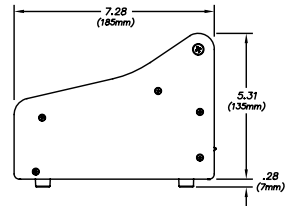
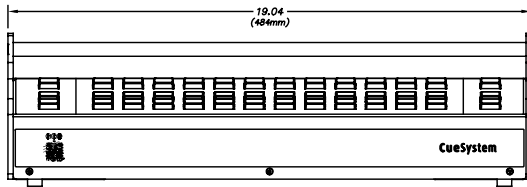
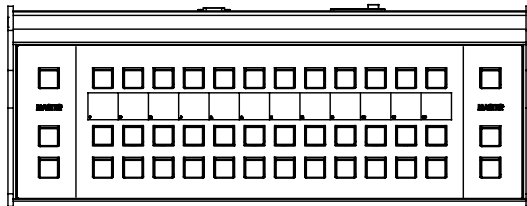
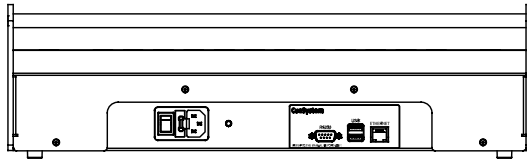
| MODEL | HEIGHT | | WIDTH | | DEPTH | |
|-----------------|--------|-----|-------|-----|-------|-----|
| | in | mm | in | mm | in | mm |
| 12 Channel Desk | 5.59 | 142 | 19.04 | 484 | 7.28 | 185 |
| 12 Channel Rack | 5.22 | 133 | 19.00 | 483 | 4.87 | 124 |

Product Weight

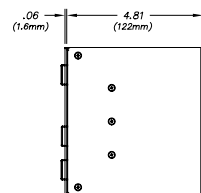
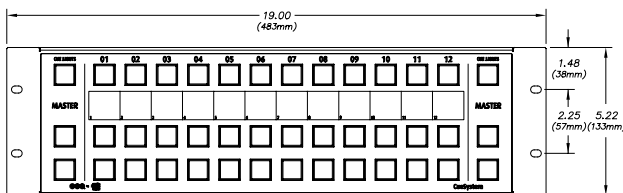
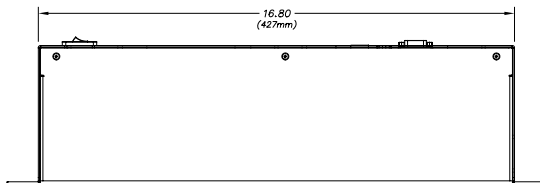
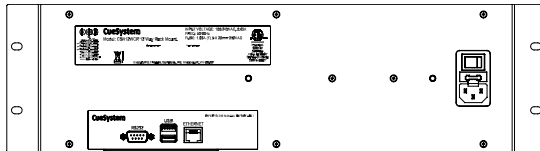
| MODEL | WEIGHT | | SHIPPING WEIGHT | |
|-----------------|--------|------|-----------------|------|
| | lbs | kgs | lbs | kgs |
| 12 Channel Desk | 5.71 | 2.59 | 6.71 | 3.04 |
| 12 Channel Rack | 4.32 | 1.96 | 5.32 | 2.41 |

PHYSICAL

12 CHANNEL DESKTOP



12 CHANNEL RACKMOUNT



Corporate Headquarters • 3031 Pleasant View Rd, PO Box 620979, Middleton WI 53562 0979 USA • Tel +1 608 831 4116 • Fax +1 608 836 1736
 London, UK • Unit 26-28, Victoria Industrial Estate, Victoria Road, London W3 6UU, UK • Tel +44 (0)20 8896 1000 • Fax +44 (0)20 8896 2000
 Rome, IT • Via Pieve Torina, 48, 00156 Rome, Italy • Tel +39 (06) 32 111 683 • Fax +44 (0) 20 8752 8486
 Holzkirchen, DE • Ohmstrasse 3, 83607 Holzkirchen, Germany • Tel +49 (80 24) 47 00-0 • Fax +49 (80 24) 47 00-3 00
 Hong Kong • Room 1801, 18/F, Tower 1 Phase 1, Enterprise Square, 9 Sheung Yuet Road, Kowloon Bay, Kowloon, Hong Kong • Tel +852 2799 1220 • Fax +852 2799 9325
 Web • www.etcconnect.com • Copyright©2016 ETC. All Rights Reserved. All product information and specifications subject to change. 7493L1002 Rev. A USA 06/2016