

# ARCSYSTEM

Fully-dimmable LED lighting for auditoriums, retail and commercial installations



visual environment technologies | [etcconnect.com](http://etcconnect.com)





BEAUTIFUL, DYNAMIC LIGHT



## Save on energy, invest in quality

Developed with performance venues in mind, ArcSystem provides the high-quality light expected in buildings dedicated to the arts. With excellent color-rendering and bright output, ArcSystem luminaires give you all the energy-savings benefits of LEDs without compromising on aesthetics.

No more squinting in the dark at the program notes – ArcSystem allows for individual control of each luminaire, ensuring that aisles, entryways and audience seating are all lit at the perfect levels.



## Start your show off right with stepless dimming

With ArcSystem, perfect dimming is a priority. Many LEDs are designed to work with preset looks and light switches, but they fall short when it comes to a smooth fade to and from zero. ArcSystem luminaires and drivers have been engineered specifically for stepless, silent dimming. When the houselights fade out at the start of your performance, ArcSystem will ensure that your audience won't be distracted by flicker.



## Fade to Warm

ArcSystem's Fade to Warm technology beautifully mimics the red-shift of an incandescent light source as it dims. The Fade to Warm option is available in ArcLamp, Pro One-Cell, Pro One-Cell Small, and all Pro Multi-Cell fixtures.

ArcSystem luminaires also come in a variety of color temperatures from 2700K to 5000K, so you can specify just the right look for your venue.



# SIMPLE INSTALLATION



## No need to re-wire...go wireless

The prospect of installing a new lighting system can be daunting, but ArcSystem makes things simple with the ArcMesh wireless control network. Each ArcSystem One-Cell or Multi-Cell luminaire acts as a configurable transceiver, able to communicate wirelessly with other units. Each unit is individually and remotely addressable, enabling quick and easy setup.

## Choose your control method

The ArcMesh Transmitter converts traditional DMX input to the wireless ArcMesh signal, so ArcSystem can easily interface with your venue's control system. ArcSystem luminaires can also be controlled via wired DMX with RDM, or you can design your own hybrid system using both DMX and wireless technology. Whether you're doing a retrofit or a new installation, the transition to ArcSystem will be as smooth as your dimming.

## Flexible input voltage for any installation

ArcSystem power supplies are available in either 100V-240V cord-connected or 100V-277V hard-wired options. The 100V-277V versions also allow luminaires and drivers to be hard-wired for permanent installation in convention centers and other commercial venues that use a higher-voltage current.





# RECESSED LIGHTING SOLUTIONS



## Smooth dimming, sleek profile

With an excellent quality of light (CRI over 90) and multiple beam-angle options to choose from, the Pro One-Cell line offers perfect energy-efficient replacements for traditional incandescent fixtures. Pro One-Cell luminaires are available in several sizes and variants, with fixed- and adjustable mounting options. All one-cell luminaires operate in conjunction with a dedicated driver, which can be easily installed through the ceiling cutout.



## Pro One-Cell

With a sturdy casing and a color-customizable ring, the One-Cell fixed and adjustable provide an elegant light that blends effortlessly into any ceiling.



## Pro One-Cell Small

The power of the standard One-Cell luminaire in a compact, elegant form factor.



## Pro One-Cell Micro

With a size comparable to an MR-16 lamp in an adjustable bezel, this luminaire is ideal for use in short throw applications using a smaller ceiling aperture.



## Recessed Ceiling Bracket

This adjustable bracket spans between ceiling joists or attaches to suspended ceiling grids, allowing Pro One-Cell recessed fixtures to mount securely and easily in a number of applications. Once the bracket is in place, drivers and luminaires can be installed from below without disturbing the finished ceiling.





# SURFACE-MOUNT SOLUTIONS





A perfect fit for any space

### Pro One-Cell Yoke

With the same high-quality optics as its recessed counterparts, this Pro One-Cell variant has a highly-adjustable yoke that can be mounted or clamped in hard-to-light places. All Pro One-Cell luminaire variants are available in yoke-mount configurations.



### Pro Two-Cell

This small, narrow luminaire is ideal for short throws and small spaces. The individually-addressable onboard driver makes system setup easy. The Pro Two-Cell comes in multiple beam angle and color temperature options.



### Pro Four-Cell Square

This compact luminaire packs a punch in medium- to long-throw installations where hanging space is limited. The Pro Four-Cell has an onboard driver and comes in multiple beam angle and color temperature options.



### Pro Four-Cell Linear

This Pro Four-Cell luminaire delivers high-quality, medium- to long-throw optics in a form factor that fits easily between architectural beams and acoustic panels.




### Pro Eight-Cell

The largest of the Pro Multi-Cell luminaires, the Pro Eight-Cell tucks into high ceiling bays for long-throw, wide-angle illumination. The Pro Eight-Cell has an onboard driver and comes in multiple beam angle and color temperature options.



# PENDANT SOLUTIONS





## Get the hang of elegant lighting

The ArcSystem Pro Four-Cell Pendant is a high-output, smooth dimming luminaire for medium- to long-throw illumination, with the same high quality light and dimming as the other Pro Multi-Cell luminaires. Pendant luminaires are available in black, white and custom color finishes, with a clean, round form that fits seamlessly in any venue.

Pendant luminaires are designed to be hung using standard electrical installation hardware and are completely convection cooled for silent operation in noise sensitive environments.

The high-grade recessed LED emitters allow the Pro Four-Cell pendant to be installed without glare.



# ARCLAMP





## An LED lamp with high standards

With ArcLamp, even your historic chandelier is LED-compatible. Simply replace the incandescent lamps with ArcLamps and use the existing wiring to connect to the ArcLamp Driver, which can be located in the ceiling or in a dimmer room.

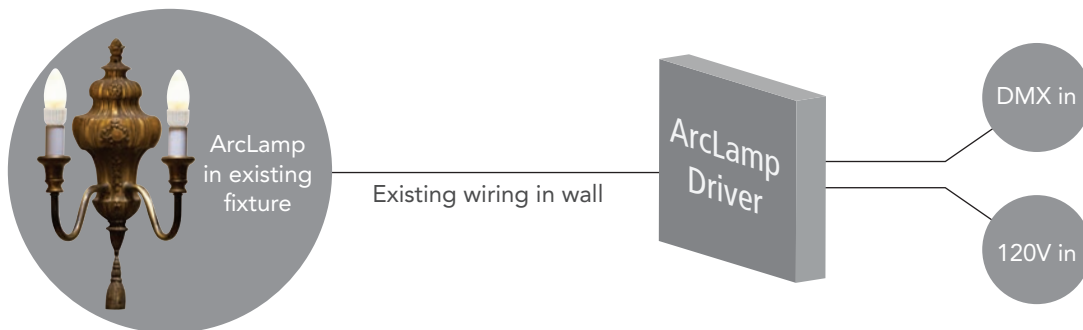
ArcLamp's long operational life eliminates the need for expensive maintenance calls to replace hard-to-reach lamps in chandeliers, ceiling lights and sconces. With warm, beautiful light, stepless dimming from 100% to absolute zero and 90% energy savings over equivalent incandescents, ArcLamp will provide you with elegant lighting for years to come. With the Fade to Warm option, your audience will have no idea that they are sitting under an LED source.

ArcLamp is available in medium (E26) and candelabra (E12) base sizes with candle and globe shape options in clear and frosted finishes.




## ArcLamp Driver

The DMX-controlled, dedicated ArcLamp Driver includes onboard device management with up to four individually addressable outputs per driver. ArcLamp Drivers come in 150W, 350W and 700W sizes, supporting 25, 60 or 120 individual ArcLamps.



# INSTALLATION AND CONTROL





## Easy setup and wireless control

### ArcMesh Transmitter

ArcSystem luminaires can be addressed and controlled wirelessly using the ArcMesh network, allowing for easy setup without the hassle of control wiring or costly renovation.

The ArcMesh Transmitter is the brains of the wireless system, converting DMX signals into wireless ArcMesh control signals. Each ArcSystem luminaire driver rebroadcasts these signals, keeping your network intact over long distances. Each ArcMesh Transmitter supports up to 100 ArcSystem luminaires.

Coordinating your ArcSystem control with other systems in your building couldn't be easier. Simply connect your existing control console or Unison Paradigm architectural system to the ArcMesh Transmitter's DMX input to complete a fully-integrated house light system.



### ArcMesh Drivers

The high-performance D1 and D2 ArcMesh Drivers provide power and dimming control for Pro One-Cell luminaires, complete with onboard antenna for wireless ArcMesh control. All drivers are also available in a wired DMX/RDM version. Each of these compact drivers is designed to fit through the opening for its designated luminaire, allowing it to be installed from below once a ceiling is finished. The D1 Driver is designed for use with Pro One-Cell and Pro One-Cell Small luminaires, while D2 is intended for Pro One-Cell Micro.



# EMERGENCY LIGHTING

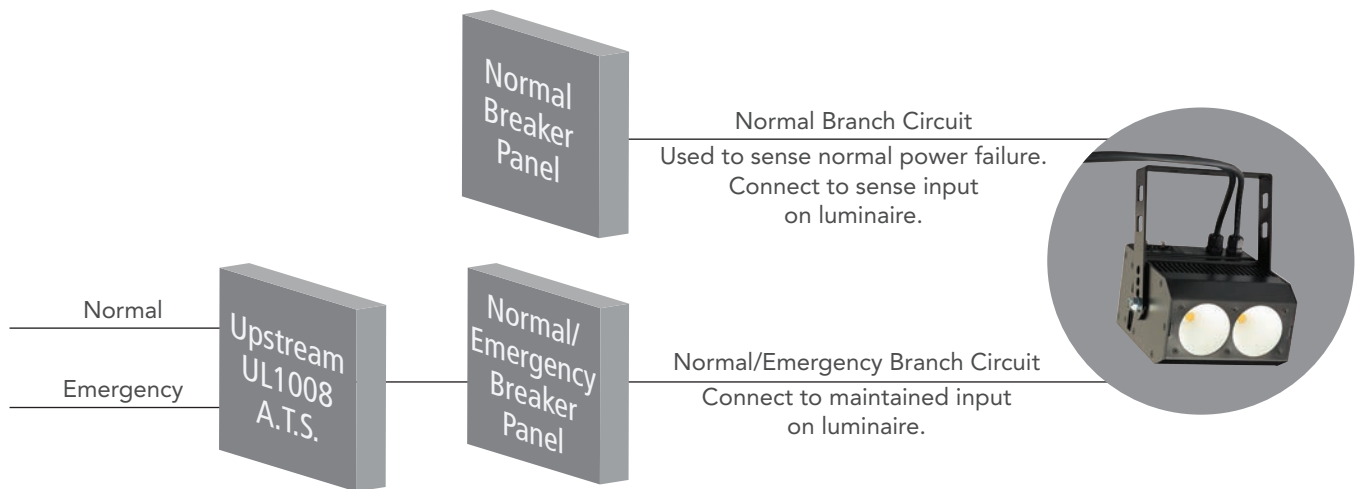




## Easy setup and wireless control

Your audience shouldn't be left in the dark during a power outage. Fortunately, all ArcSystem luminaires are available in dual input emergency versions.

Emergency luminaires are equipped with an additional line voltage input, used to sense the presence of normal power. If normal power fails, the ArcSystem luminaire will override its control and switch on to full.



# TECHNICAL SPECIFICATIONS





	Mounting Options	Sizes/ Beam Angles	Throw Distance	Color Options	CRI	Wattage at Full Load	Power Options	Control Options	Driver
 ArcLamp	E12 and E26 lamp bases			2700K 3000K 2700K FTW 3000K FTW	90+	4.4W	100v-277v 100v-240v Emergency	DMX + RDM DMX + ArcMesh	ArcLamp Driver
 Pro One-Cell	Yoke or Recessed (adjustable or fixed)	18° 30° 50°	Short to Medium Throw	2700K 3000K 3500K 4000K 5000K 2700K FTW 3000K FTW	90+	25W	100v-277v 100v-240v Emergency	DMX + RDM DMX + ArcMesh	D1 Driver
 Pro One-Cell Small	Yoke or Recessed (adjustable)	19° 24° 37° 60°	Short to Medium Throw	2700K 3000K 3500K 4000K 5000K 2700K FTW 3000K FTW	90+	25W	100v-277v 100v-240v Emergency	DMX + RDM DMX + ArcMesh	D1 Driver
 Pro One-Cell Micro	Yoke or Recessed (adjustable)	19° 24° 37° 60°	Short to Medium Throw	2700K 3000K 3500K 4000K	90+	10W	100v-277v 100v-240v Emergency	DMX + RDM DMX + ArcMesh	D2 Driver
 Pro Two-Cell	Yoke	19° 24° 37° 60°	Short to Medium Throw	2700K 3000K 3500K 4000K 5000K 2700K FTW 3000K FTW	90+	55W	100v-277v 100v-240v Emergency	DMX + RDM DMX + ArcMesh	Onboard
 Pro Four-Cell Linear	Yoke	19° 24° 37° 60°	Medium to Long Throw	2700K 3000K 3500K 4000K 5000K 2700K FTW 3000K FTW	90+	100W	100v-277v 100v-240v Emergency	DMX + RDM DMX + ArcMesh	Onboard
 Pro Four-Cell Square	Yoke	19° 24° 37° 60°	Medium to Long Throw	2700K 3000K 3500K 4000K 5000K 2700K FTW 3000K FTW	90+	100W	100v-277v 100v-240v Emergency	DMX + RDM DMX + ArcMesh	Onboard
 Pro Four-Cell Round/Pendant	Pendant	19° 24° 37° 60°	Medium to Long Throw	2700K 3000K 3500K 4000K 5000K 2700K FTW	90+	100W	100v-277v 100v-240v Emergency	DMX + RDM DMX + ArcMesh	Onboard
 Pro Eight-Cell	Yoke	19° 24° 37° 60°	Long/Wide Throw	2700K 3000K 3500K 4000K 5000K 2700K FTW 3000K FTW	90+	200W	100v-277v 100v-240v Emergency	DMX + RDM DMX + ArcMesh	Onboard



**Corporate Headquarters** ■ Middleton, WI USA

**Global Offices** ■ London, UK ■ Rome, IT ■ Holzkirchen, DE ■ Paris, FR ■ Hong Kong ■ Singapore ■ New York, NY ■ Orlando, FL ■ Los Angeles, CA

Copyright©2019 ETC. All Rights Reserved. All product information and specifications subject to change. 7409L1007 Rev F 03/19

Trademark and patent info: [etcconnect.com/IP](http://etcconnect.com/IP)

[etcconnect.com](http://etcconnect.com)