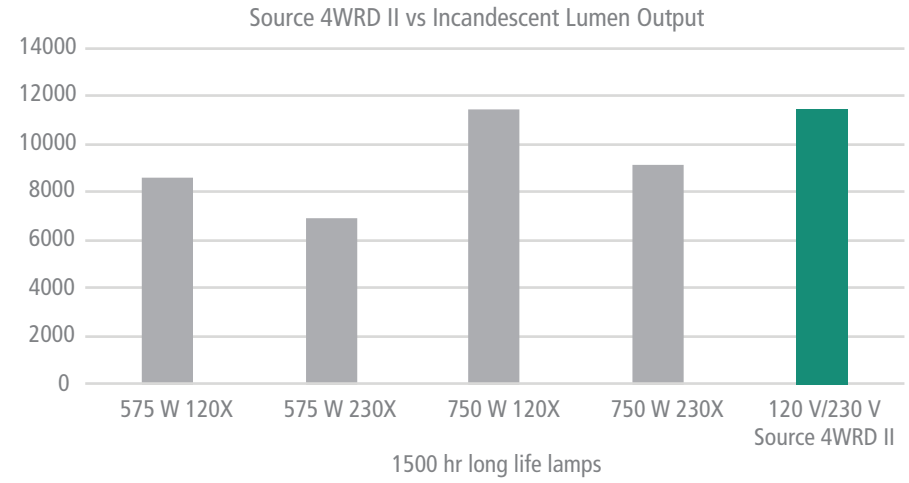




Source Four Tungsten

L70 rating of **45,000 hours**



ETC Source 4WRD II



3.5 million
Source Four luminaires
in the field today

521 million kWh
potential total energy saved per
year by advancing world stock of
Source Four ellipsoidals

Over 1 billion lbs of CO₂
potential carbon footprint saved per
year by advancing world stock of
Source Four ellipsoidals

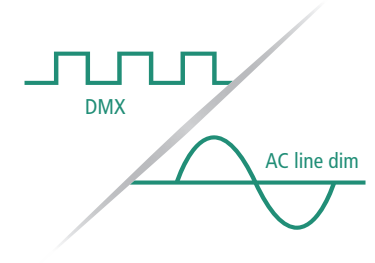


The amount of light you get for the power you use is outstanding.
Expect ultimate efficacy, or lumens per watt with every Source 4WRD fixture.

3 array options



2 types of dimming control



0 replacement lamps required in inventory



Source Four fixture
1963 BTUs/hr

70%
fewer BTUs/hr
than Source
Four fixture

Source 4WRD LED
530 BTUs/hr

x 575 watts/fixture x 730* hrs/year = _____ watt-hours/year

OR

x 750 watts/fixture x 730* hrs/year = _____ watt-hours/year

x 1962 BTUs/hr x 730* hrs/year = _____ BTUs/year

x \$35 avg. cost per lamp = _____ lamp cost per year



Corporate Headquarters • Middleton, WI USA
Global Offices • London, UK • Rome, IT • Holzkirchen, DE • Paris, FR
Hong Kong • Dubai, UAE • Singapore • New York, NY • Orlando, FL • Los Angeles, CA
Copyright©2020 ETC. All Rights Reserved. All product information and specifications subject to change.
Trademark and patent info: etconnect.com/IP • 7067L1004 Rev B 1/20
etconnect.com

visual environment technologies | etconnect.com





comparable products on the market

With four Source 4WRD options available, in both original and daylight arrays, in 120V and 230V, you will never be at a loss for great white light.

PAR and PARNel

Classic Source Four PAR and PARNel fixtures with the added benefits of LEDs.

All existing Source Four PAR lenses and accessories are compatible with the new design. The same set of four snap-in lenses you already have in inventory, work with these fixtures as well.

Featuring a patented wave-lens design and easy focusing knob, the Source 4WRD PARNel lets you quickly access a range of 25°-45° – a smooth, soft, symmetrical field that you can spot or flood as needed.

Retrofit

Source 4WRD is the only true LED retrofit for your Source Four incandescent luminaire, the most prevalent fixture found in performing arts facilities around the world. Source 4WRD reuses 89% of the existing fixture, considerably reduces power consumption, and eliminates the need for relamping. Use your existing Source Four accessories on the full Source 4WRD fixtures.

Full Fixture

Don't have Source Four fixtures to retrofit but still want the great quality, white light that comes from the high lumen output of the Source 4WRD? We've got you covered.

- Brighter than an extended life HPL lamp
- Available as a full fixture, retrofit, PAR, or PARNel
- Dimmed over DMX or traditional LED line dimming
- Available in 120V and 230V



Source 4WRD II

Enter quantities for your facility's inventory

_____ Source Four Luminaires

_____ Source Four Luminaires

_____ HPL lamps used per year

x 155 watts/fixture x 730* hrs/year = _____ watt-hours/year


x 530 BTUs/hr x 730* hrs/year = _____ BTUs/year

retrofit requires no relamping = \emptyset lamp cost per year

*Typical annual fixture usage averages two hours per day.

- HOUSES OF WORSHIP ■ HOSPITALITY
- UNIVERSITIES AND SCHOOLS ■ RETAIL
- CLUBS ■ THEATRES ■ MEETING ROOMS
- CAFETERIUMS ■ EXHIBITION CENTERS

Install retrofit in 3 easy steps



77% cooler on surface compared to tungsten

Source Four fixture 392°F / 200°C exterior surface temperature

Source 4WRD LED 90°F / 32°C exterior surface temperature



Only 2 tools required for retrofit

Seconds to retrofit one fixture

